

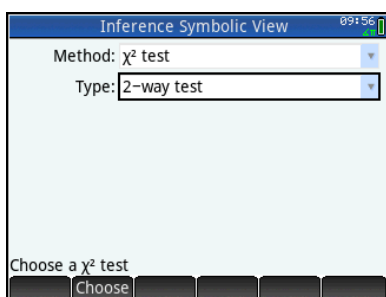


TECHNOLOGY CORNER

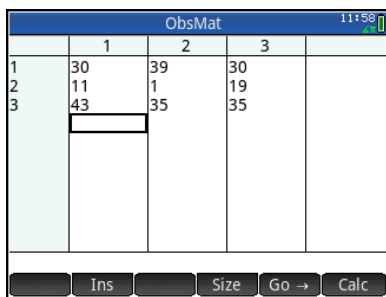
27. Chi-square tests for two-way tables with HP Prime

You can use the HP Prime to perform calculations for a chi-square test for homogeneity. We'll use the data from the restaurant study to illustrate the process.

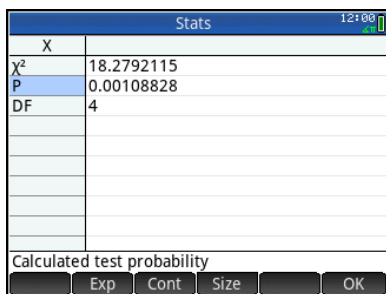
- Press **Apps** and tap the *Inference* app icon. The app opens in Symbolic view.
- Tap the **Method** field and choose χ^2 test. Tap the **Type** field and choose 2-way test.



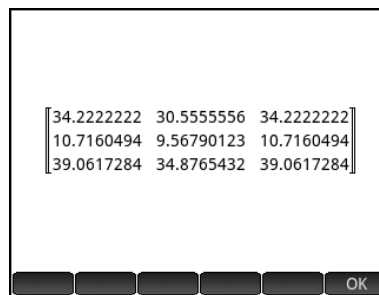
- Press **Num** to open Numeric view. Enter the observed counts in the matrix ObsMat. The data can be found on Page 705.



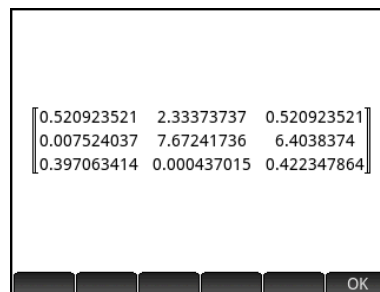
- Tap **Calc** to see the test results. The χ^2 value is displayed, along with its associated probability and the degrees of freedom.



- Tap **Exp** to see the matrix of expected counts and tap **OK** when you are done.



- Tap **Cont** to see the matrix of the χ^2 contributions by category; again, tap **OK** when you are done.



The results agree with our previous calculations.

The result matrices are available to you in Home view via the variables ExpMat and ContribMat.

